

MONTHLY REPORT OF DISBURSEMENT
For the month of May 2023

Department: **Department of Labor and Employment (DOLE)**
Entity Name: **Technical Education and Skills Development Authority**
Operating Unit: **ALL**
Organization Code (UACS): **22-009-0100000**
Funding Source Code (as Clustered): **TRUST RECEIPTS**



Particulars	CURRENT YEAR BUDGET					PRIOR YEAR'S BUDGET											SUB TOTAL	TRUST LIABILITIES				GRAND TOTAL					Remarks	
	PS	MOOE	Fin Exp.	CO	TOTAL	PRIOR YEAR'S ACCOUNTS PAYABLE					CURRENT YEAR'S ACCOUNT PAYABLE							TOTAL	PS	MOOE	CO	Total	PS	MOOE	Fin Exp.	CO		Total
						PS	MOOE	Fin Exp.	CO	Sub Total	PS	MOOE	Fin Exp.	CO	Sub Total	PS												
1	2	3	4	5	6=(2+3+4+5)	7	8	9	10	11=(7+8+9+10)	12	13	14	15	16=(12+13+14+15)	17=(11+16)	18=(6+17)	19	20	21	22=(19+20+21)	23	24	25	26	27=(23+24+25+26)	28	
MAY	-	-	-	-	-	-	-	-	-	-	-	-	-	-	-	-	-	-	-	-	-	-	-	-	-	-	-	-
CASH DISBURSEMENT	-	-	-	-	-	-	-	-	-	-	-	-	-	-	-	-	-	-	-	-	-	-	-	-	-	-	-	
Notice of Cash Allocation	-	-	-	-	-	-	-	-	-	-	-	-	-	-	-	-	-	-	-	-	-	-	-	-	-	-	-	
MDS Checks Issued/RCI	-	-	-	-	-	-	-	-	-	-	-	-	-	-	-	-	-	-	-	-	-	-	-	-	-	-	-	
Advice to Debit Account	-	-	-	-	-	-	-	-	-	-	-	-	-	-	-	-	-	-	-	-	-	-	-	-	-	-	-	
Notice of Transfer Allocation (NTA)	-	-	-	-	-	-	-	-	-	-	-	-	-	-	-	-	-	6,508,411.31	-	#####	-	6,508,411.31	-	-	-	6,508,411.31	-	
MDS Checks Issued/RCI	-	-	-	-	-	-	-	-	-	-	-	-	-	-	-	-	-	6,508,411.31	-	#####	-	6,508,411.31	-	-	-	6,508,411.31	-	
Advice to Debit Account	-	-	-	-	-	-	-	-	-	-	-	-	-	-	-	-	-	-	-	-	-	-	-	-	-	-	-	
Working Funds for FAPs	-	-	-	-	-	-	-	-	-	-	-	-	-	-	-	-	-	-	-	-	-	-	-	-	-	-	-	
Cash Disbursement Ceiling (CDC)	-	-	-	-	-	-	-	-	-	-	-	-	-	-	-	-	-	-	-	-	-	-	-	-	-	-	-	
Total Cash Disbursement	-	-	-	-	-	-	-	-	-	-	-	-	-	-	-	-	-	6,508,411.31	-	#####	-	6,508,411.31	-	-	-	6,508,411.31	-	
NON-CASH DISBURSEMENT	-	-	-	-	-	-	-	-	-	-	-	-	-	-	-	-	-	-	-	-	-	-	-	-	-	-	-	
Tax Remittance Advices Issued (TRA)	-	-	-	-	-	-	-	-	-	-	-	-	-	-	-	-	-	37,875.39	-	37,875.39	-	37,875.39	-	-	-	37,875.39	-	
Non-Cash Availment Authority (NCAA)	-	-	-	-	-	-	-	-	-	-	-	-	-	-	-	-	-	-	-	-	-	-	-	-	-	-	-	
Disbursements effected through outright deductions from claims (plea	-	-	-	-	-	-	-	-	-	-	-	-	-	-	-	-	-	-	-	-	-	-	-	-	-	-	-	
Over payment of expenses (e.g. personnel benefits)	-	-	-	-	-	-	-	-	-	-	-	-	-	-	-	-	-	-	-	-	-	-	-	-	-	-	-	
Restitution for loss of government property	-	-	-	-	-	-	-	-	-	-	-	-	-	-	-	-	-	-	-	-	-	-	-	-	-	-	-	
Liquidated damages and similar claims	-	-	-	-	-	-	-	-	-	-	-	-	-	-	-	-	-	-	-	-	-	-	-	-	-	-	-	
Others (CDT, BTr Docs Stamp, etc)	-	-	-	-	-	-	-	-	-	-	-	-	-	-	-	-	-	-	-	-	-	-	-	-	-	-	-	
Total Non-Cash Disbursement	-	-	-	-	-	-	-	-	-	-	-	-	-	-	-	-	-	37,875.39	-	37,875.39	-	37,875.39	-	-	-	37,875.39	-	
SUB TOTAL	-	-	-	-	-	-	-	-	-	-	-	-	-	-	-	-	-	6,546,286.70	-	#####	-	6,546,286.70	-	-	-	6,546,286.70	-	


Summary:

	Previous Report	This Month	As of Date
Total Disbursement Authorities Received	64,005,847.75	28,037,875.39	92,043,723.14
NCA	64,000,000.00	28,000,000.00	92,000,000.00
TRA	5,847.75	37,875.39	43,723.14
Total Disbursement Authorities Available	64,005,847.75	28,037,875.39	92,043,723.14
Disbursements*	766,536.30	6,546,286.70	7,312,823.00
Balance of Disbursement Authorities as at date	63,239,311.45	21,491,588.69	84,730,900.14
Total Disbursement Program	64,005,847.75	28,037,875.39	92,043,723.14
Less *Actual Disbursements	766,536.30	6,546,286.70	7,312,823.00
(Over)/Under spending	63,239,311.45	21,491,588.69	84,730,900.14

Certified Correct: 
GARRIEL M. SAUGON
Chief Accountant, FMS-AD

Approved by: 
SANDO B. DUMASA
Officer-in-Charge, FMS



COMMISSION ON AUDIT
RECEIVED BY: 
DATE: 